


Crazy Iron




YAMAHA MT-10⁷
ID: 3600112/3600117

Installing:

Left side:



Right side:






























Comments:

1. Contact a specialized service, do not install the cage yourself!
2. Remove original bolt in point No1
3. Attach left side of cage at points No1 and No3
4. Depending on the modification of the frame, it may be necessary to use a spacer 30x17.5x7
5. Screw lightly Bolt M12x1,25x60 (using spacer 30x17.5x7 if it's necessary) left side of cage in point No1
6. Install rod M10x395 through left side of cage in point No3
7. Remove original bolt in point No2
8. Screw lightly Bolt M12x1,25x60 (using spacer 22x17.5x7 if it's necessary) right side of cage in point No2 and with nut on rod M10x395 through spacer 26x10x8/3 in point No4
9. Install brace 250mm between points No5 and No6 and fix with bolts M10x1,25x30
10. Tighten the fasteners according to the table.
11. Install Sliders in points NoNo1,2,7,8 and fix them with screws
12. Install caps in points NoNo3,4
10. In case 3600117 instead sliders in points NoNo1,2,7,8 use Damper Sliders

Thread	Tightening torques Nm	
	Connection type	
	Steel	Aluminum
M6	10	6
M8	24	20
M10	48	35
M12	56	45

NEVER LOOSEN ENGINE BOLTS FROM THE LEFT AND RIGHT SIDES AT THE SAME TIME!!!

Component table with according numbers in the photo:

№	Items				
1	Bolt M12x1,25x60	Spring washer, washer	Spacer 30x17,5x7	Slider	Screw
					
2	Bolt M12x1,25x60	Spring washer, washer	Spacer 22x17,5x7	Slider	Screw
					
3	Rod M10x395	Nut	Washer		Decorative cap
					
4		Nut	Washer	Spacer 26x10x8/3	Decorative cap
					
5	Bolt M10x1,25x30	Spring washer	Washer	Brace L=250	
					
6	Bolt M10x1,25x30	Spring washer	Washer		
					
7	Slider	Screw			
					
8	Slider	Screw			
	